

# Android Application Development for Emergency Services

**Shrikant D. Kale<sup>1</sup>**

<sup>1</sup>Assistant Professor, Electronics and Telecommunication Engineering Department, Jagadambha College of Engineering and Technology, Yavatmal, Maharashtra, India.

Corresponding Author: [jcet.sdkale@gmail.com](mailto:jcet.sdkale@gmail.com)

**Abstract:** - In India most of the population are android users and use google maps in exigency to search and locate the emergency services such as Hospitals, Medical Store etc. When the user searches for a specific hospital, Google Map shows all possible Hospitals that are at a far distance from the user. Also, the categorized list of all emergency services is not available at any platform with the contact details. So, we have designed and developed Android Based Mobile HELP Application for the six categorized emergency services namely Hospitals, Medical Stores, Police station, Fire Brigade, Hotels and Garage. This Android application is built using the Android studio platform using react native frameworks and Java Script, JSON language as front end and XML as backend application development. The Dashboard of HELP Application displays the six categorized emergency services, by selecting a particular emergency service shows the list of available services with their contact details, Email ID and the address nearest to the user, also this HELP application provides the share button, calling button, Email button and Map Button. The share button, the user can share the details with others through various applications such as Telegram, Whatsapp, Email and SMS etc. It is helpful to those who don't have a HELP App on their phones. The calling button, the user can call directly to the desired services through the HELP App. The Google Map button helps the user to track the required categorized emergency services. Integration of Google Maps API (Application Programming Interface) using Firebase gives optimized search results in the HELP Android Application which also gives the additional information such as time required to reach the desired destination, acquaintances in the nearer area, which is useful for the visitor or needy peoples to locate and use of GPS of the Mobile Phone able track the desired service.

**Key Words:** — XML, Firebase, Android, API, GPS, SDK, Java, JSON, Android Studio.

## I. INTRODUCTION

In India most of the population are android users and use google maps in exigency to search and locate the emergency services such as Hospitals, Medical Store etc. When the user searches for a specific hospital, Google Map shows all possible Hospitals that are at a far distance from the user. If the person is new in the city, he does not know the available hospital in the city, the specialty of the doctors and location of the Hospital. He uses Google Map for searching the nearby Hospital, it is troublesome to locate and track the different Hospital.

Also, the list of all Hospitals is not available at any platform with the contact details. The categorized list of emergency services helps to search the desired service in an easy way instead of searching on the browser and avoid the complexity of the search specific emergency service.

If we want to book an appointment with a doctor then also, we can contact them through an android application. For any other help like police station, Fire brigade, garage all the details and contact numbers are provided there to get fast help. Also, you can book your hotel through an android application and contact the owner directly.

So, we proposed to design and develop an Android Based Mobile HELP Application for the six categorized emergency services namely Hospitals, Medical Stores, Police station, Fire Brigade, Hotels and Garage. The Main Dashboard of HELP Application displays the six categorized emergency services, by selecting a particular emergency service shows the list of available services with their contact details, Email ID and the

Manuscript revised June 13, 2022; accepted June 14, 2022. Date of publication June 16, 2022.

This paper available online at [www.ijprse.com](http://www.ijprse.com)

ISSN (Online): 2582-7898; SJIF: 5.59

address nearest to the user, also this HELP application provides the share button, calling button, Email button and Map Button.

The share button helps the user to share the details with others through various applications such as Telegram, Whatsapp, Email and SMS etc. It is helpful to those who don't have a HELP App on their phones. The calling button helps the user to call directly to the desired services through the HELP App. The Google Map button helps the user to track the required categorized emergency services. Integration of Google Maps API (Application Programming Interface) using Firebase gives optimized search results in the HELP Android Application which also gives the additional information such as time required to reach the desired destination, acquaintances in the nearer area, which is useful for the visitor or needy peoples to locate and use of GPS of the Mobile Phone able track the desired service.

## II. LITERATURE SURVEY

After the literature review of several papers from the various journals and international conferences, we have selected the following papers which can help to fulfill the aim of our project work. The brief summary of these papers is highlighted below.

### 2.1 Emergency Services Using Android

In this paper [1], the categorized emergency services such as Hospitals, Police Station, Fire Engine Departments and Fuel Stations within the 5 km radius from the user are located and displayed using the Android Application with the details of contact information. This proposed Android application consists of five models namely Registration, User, Services, Location and Direction. This Android applications which is built using the Android studio platform and Google SDK's using react native frameworks and JavaScript language

### 2.2 Literature Review on Emergency Help Application

In this paper [2], the quick access to the contact details of the emergency helpline services through the development of the Android applications were proposed. The proposed system makes calls and sends SMS notifications to the user's trusted contact in an emergency, also uses mobile sensors and features for finding the nearest hospitals. This Android Application consists of the six modules namely Instruction, Register, Display Details, Action, Message Creation and Location Tracker.

### 2.3 Android Based Emergency Alert Button

In this paper [3], the Android SOS application being developed and designed for the user who needs to inform the trusted person at the remote end that he is in exigency by pressing the SOS trigger button. The proposed model runs in background after the SOS button is pressed, capturing the user location details such as latitude, longitude and nearby places and sending it to the user register person through the SMS. The registered person can be able to track the current location of the user using the Mobile GPS of the user.

### 2.4 Pocket Ambulance

In this paper [4], the categorized emergency services such as Ambulance were developed on the Android platform. This proposed Android application has On Tap System Model which is able to locate the nearby ambulances and track their path on a map and On Call System Model which is able to find the nearby hospitals and contact details and navigation. This application uses the GPS for positioning and firebase for providing the optimum result for the location of the ambulances driver and the client with the help of the Google map API.

### 2.5 Design And Development of a Smartphone Based Application to Save The Lives During the Accidents and Emergencies

In this paper [5], Smartphone based applications were developed using Android Studio with Java as a backend and XML as a front-end development that can observe a record and track the necessary actions in an emergency. These applications are able to detect the occurrence of accidents, send SOS alerts to emergency services such as medical ambulance, register contact with nearby acquaintances, synchronize with the ride healing services and also propose the Weather, Warning on Road Conditions, Natural Disasters were further included with this Android application.

### 2.6 Android Best Mobile Application Development and Its Security

In this paper [6], the Android mobile platform and details of the security information for the Android were discussed. The Android consists of the open-source OS with the Linux base platform, middleware, user interface and the applications software. In this paper the layered approach for the Android application development and static and dynamic analysis on the Android programs to automatically detect the suspicious

application using the Android application sandbox were also discussed.

### III. METHODOLOGY

The Fig. 1 shows the flowchart of HELP Android Application which illustrate the working of the HELP Android Application design to helps in case of emergency.

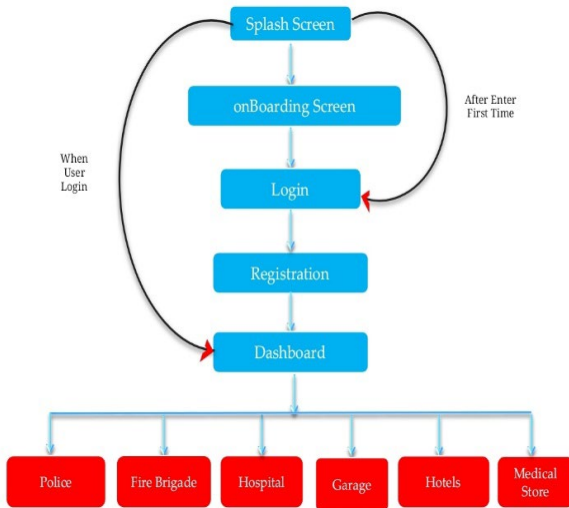


Fig.1. Flowchart of HELP Android Application

#### 3.1 Working of Splash Screen

When the User enters into an application the system will check it is firstly using the app or it is an old user it checks through firebase data. If the user is new then it will take through the Registration page else it will take to the Login page and give Sign In option. The data which is stored in firebase is also stored in the user's mobile as a temporary memory.

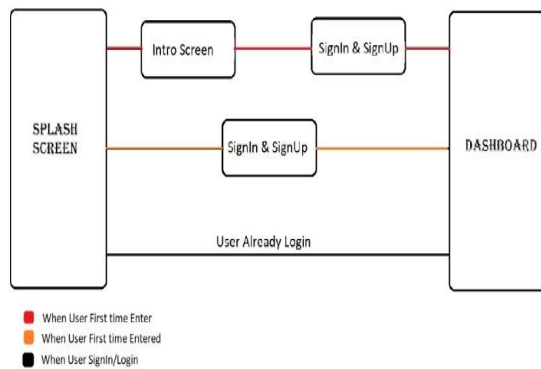


Fig.2. Working of Splash Screen




Fig.3. Splash Screen of HELP Application

#### 3.2 On Boarding Screen

This Screen show a first-time user how to get the most from app, present onboarding information at app startup. Here, illustrate any required or recommended steps that users should take when using the app for the first time

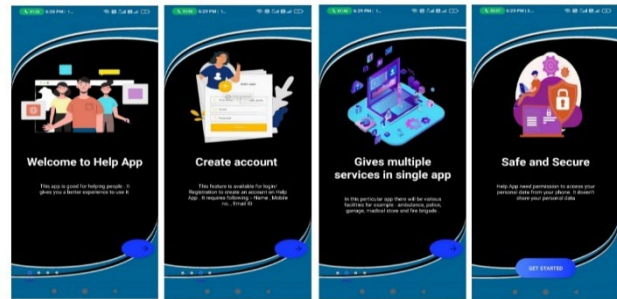


Fig.4. On Boarding Screen of HELP Application

#### 3.3 Registration

If the user log in first time, then there is a registration process first user have to select a photo for their profile and also add number, name and mail ID after filling all the details the user can go through main interface that is dashboard.

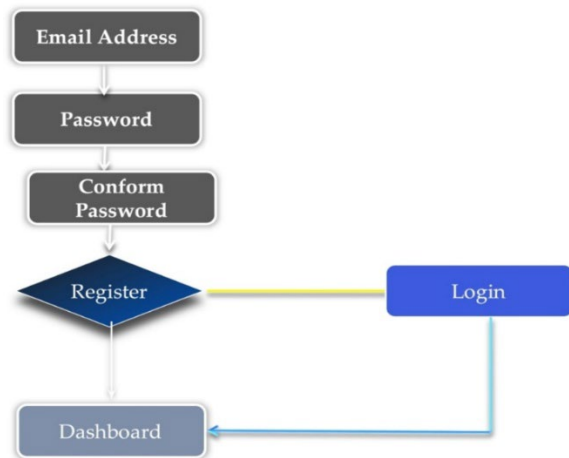


Fig.5. Registration Steps of HELP Application



Fig.6. Registration Page of HELP Application

### 3.4 Login

if a user has already made an account in the help service app, then all he has to do is to enter his email and password. if not then he has to register to navigate the dashboard.

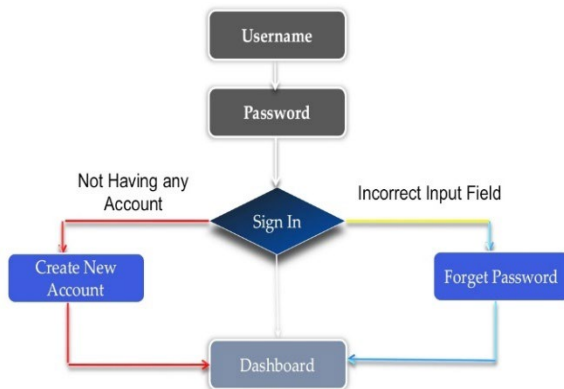


Fig.7. Sign in process of HELP

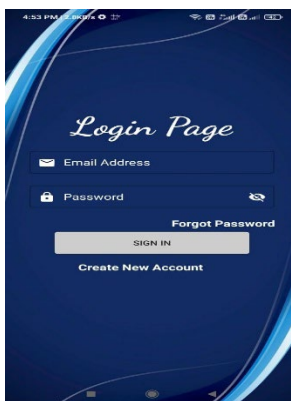


Fig.8. Login Page of HELP Application

### 3.5 Forgot Password

The user forgot the password can be reset his password by clicking on Forgot Password button. We can reset it in two different ways.

1. OTP Verification
2. Email Verification

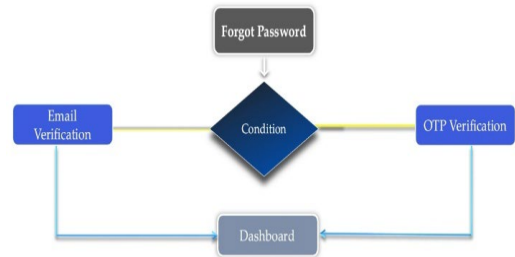


Fig.9. Recovery of Forgot Password

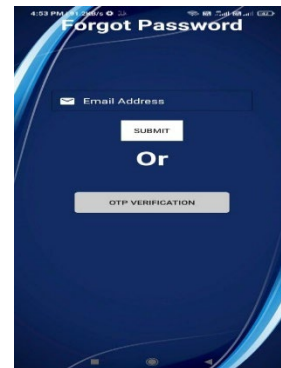


Fig.10. Forgot Password Page of HELP Application

*OTP Verification:* If the user wants to login again then user will have to enter their mobile number then system will check whether, the number registered or not, if it is registered previously from same number then it will send an OTP to the registered mobile number hen the user can log in their previous account after entering the OTP.



Fig.11. OTP Verification of HELP Application

**Email Verification:** If the user log in again then they have two options, lo in through OTP or Email verification. If the user has to give his email address, then he will check whether the email address is there or not, if it is, then a link will be sent to his email address.

### 3.6 Dashboard

The main panel of our application is Dashboard. When we log in then we have this type of interface, it gives us services which are available in our application. Also, it has a drawer interface that includes many things which is explained later in drawer interfaces. When click on a particular service then we have a list of that particular service, it is same for the other.

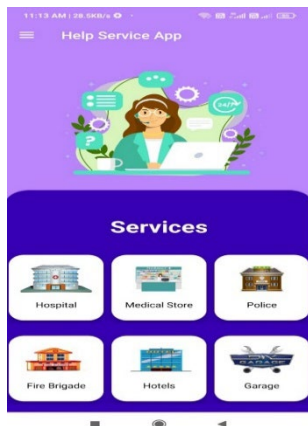


Fig.12. OTP Verification of HELP Application

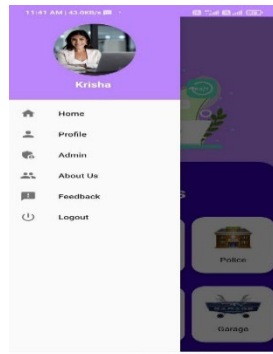


Fig.13. Drawer Menu of HELP Application

## IV. RESULTS AND DISCUSSION

We have designed and developed Android Based Mobile HELP Application for the six categorized emergency services namely Hospitals, Medical Stores, Police station, Fire Brigade, Hotels and Garage. Here the user firstly registered themselves using Email ID and Password, and after completing OTP verification,

the user can see the Dashboard of categorized emergency services. By selecting any of the emergency services, the List of nearest services shown on the screen contains information such as Service Name, Contact number, Email ID and address of the Service. The screen showing the list of services, also has the share button, calling button, Email button and Map Button. By pressing the share button, the user can share the details with others through various applications such as Telegram, Whatsapp, Email and SMS etc. It is helpful to those who don't have a HELP App on their phones. By pressing the share button, the user can call directly to the desired services through the HELP App. Pressing the Google Map button helps the user to track the required categorized emergency services.

Integration of Google Maps API (Application Programming Interface) in the HELP Android Application gives the additional information such as time required to reach the desired destination, acquaintances in the nearer area, which is useful for the visitor or needy peoples to locate and use of GPS of the Mobile Phone able track the desired service. Google Map's API is a robust tool that can be used to create a custom map, a searchable map, check-in functions, display live data synching with location and plan routes. We have provided a search option in the HELP Android Application to be able to search more available services without scrolling.

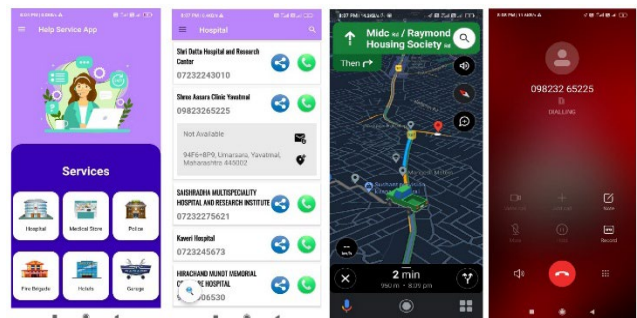


Fig.14. a) Dashboard b) List of Hospitals c) Navigation d) Calling

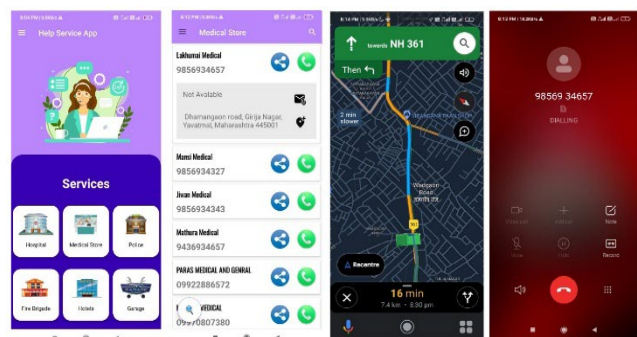


Fig. 15. a) Dashboard b) of Medical Store c) Navigation d) Calling

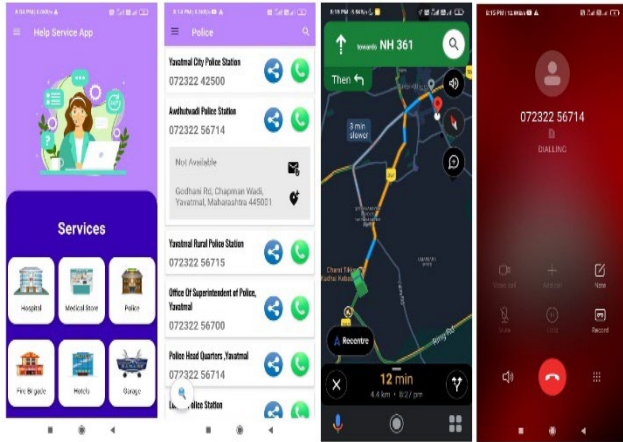


Fig.16. a) Dashboard b) List of Police Station c) Navigation d) Calling

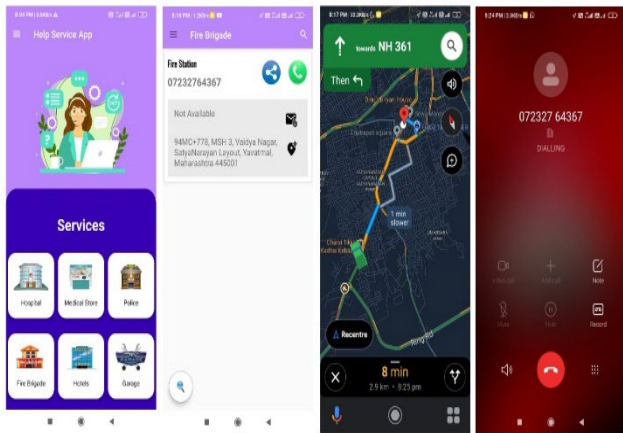


Fig.17.a) Dashboard b) List of Fire Brigade c) Navigation d) Calling

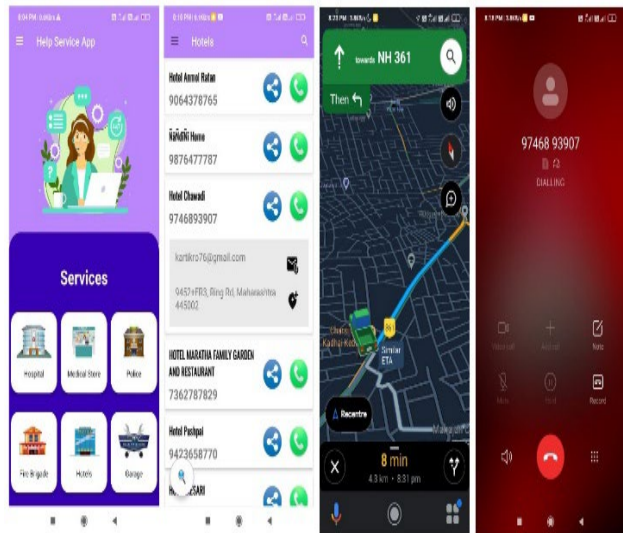


Fig.18.a) Dashboard b) List of Hotels c) Navigation d) Calling

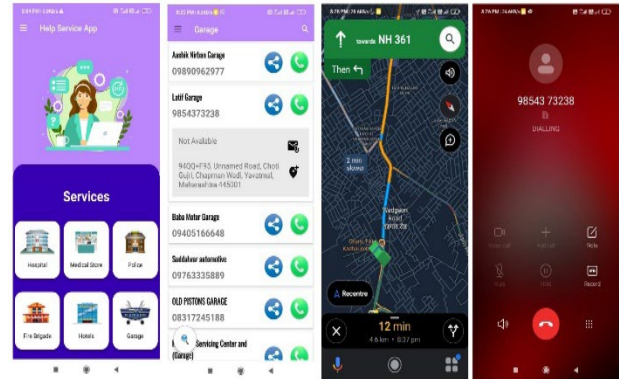


Fig.19. a) Dashboard b) List of Garage c) Navigation d) Calling

## V. CONCLUSION

The Dashboard of HELP Application displays the six categorized emergency services, by selecting a particular emergency service shows the list of available services with their contact details, Email ID and the address nearest to the user, also this HELP application provides the share button, calling button, Email button and Map Button. The user can share the details with others through various applications such as Telegram, Whatsapp, Email and SMS etc. The user can call directly to the desired services through the HELP App. The user can track the required categorized emergency services as Integration of Google Maps and also gives the additional information such as time required to reach the desired destination, acquaintances in the nearer area, which is useful for the visitor or needy peoples to locate and use of GPS of the Mobile Phone able track the desired service.

## REFERENCES

- [1]. Chetan H. B., Deepika K., "Emergency Services Using Android", International Research Journal of Engineering and Technology (ISSN 2395-0056), Volume 7, Issue 5, May 2020, pp. 8115-8117.
- [2]. Sagar Bhilare, Pavan Pawar et. Al., "A Literature Review on Emergency Help Application", Journal of Emerging Technologies and Innovative Research (ISSN 2349-5162), Volume 8, Issue 6, June 2021, pp. 541-544.
- [3]. Dhrubajyoti Gogoi, Rupam Kumar Sharma, "Android Based Emergency Alert Button", International Journal of Innovative Technology and Exploring Engineering, Volume 2, Issue 4, March 2013, pp. 26-27.
- [4]. Naik, Vaibhav More et.al., "Pocket Ambulance", International Research Journal of Engineering and Technology, Volume 4, Issue 4, March 2017, pp. 3618-3626.

- [5]. Gokul lal K. V., Tarun Kumar et.al, “Design and Development of Smartphone Based Application to Save The Lives During the Accident and Emergencies”, International Conference on Computational Intelligence and Data Science ICCIDS 2019, Procedia Computer Science 167 2020 pp. 2267-2275.
- [6]. Suhas Holla, Mahima M Katti, “Android Based Mobile Application Development and Its Security”, International Journal of Computer Trends and Technology Volume 3 Issue 3 2012 pp. 486-490.
- [7]. Hegde Sharaj Bhaskar Shyamala, Krishnamoorthy Rao et. Al., “An Android Application for Home Services” International Research Journal of Engineering and Technology, Volume: 7, Issue 5, May 2020 pp. 92-101.
- [8]. S. Guo-Hong, “Application Development Research Based on Android Platform,” 2014 7th International Conference on Intelligent Computation Technology and Automation, Changsha, 2014, pp. 579-582.
- [9]. Android SDK: A Software Development Kit That Enables to Create Applications for Android Platform.
- [10].I. Khokhlov, L. Reznik, “Android system security evaluation,” 2018 15th IEEE Annual Consumer Communications & Networking Conference (CCNC), Las Vegas, NV, 2018, pp. 1-2
- [11].H. Brito, Á. Santos, J. Bernardino et. Al., “Mobile Development in Swift, Java and React Native: An Experimental Evaluation in Audio guides”, Fourteenth Iberian Conference on Information Systems and Technologies (CISTI), Coimbra, Portugal, 2019, pp. 1-6.
- [12]. C. Wu, J. Huang, “The Study of Android Parallel Programming Based on the Dual-Core Cortex-A9”, Ninth International Conference on Intelligent Information Hiding and Multimedia Signal Processing, Beijing, 2013, pp. 477-480.
- [13]. Shyam Sharma, Tejas Gulhane et. Al. “Design and Development of Android Based Mobile HELP Application for Medical Related Emergency Services, International Journal for Science and Advanced Research in Technology, Volume 8, Issue 6, June 2022 pp. 369-373.